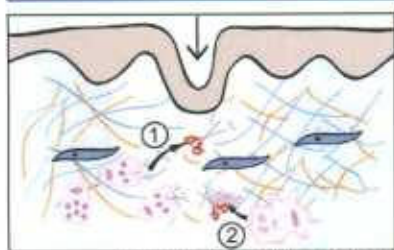




Patent N° WO 2005/048968

# REGESTRIL™



Stretch Marks: matrix degradation by activated inflammatory cells: (1) mast cells and (2) macrophages

**Function:**  
Anti-stretch marks.

**Definition:**  
Combination of *Phaseolus lunatus* extract, rutin and 2 matrikines (Pal-GHK and Pal-GQPR).  
**NO PRESERVATIVES**

**Properties:**  
The *Phaseolus* extract and rutin antagonize the activated inflammatory cells responsible for tissue degradation.

The matrikines stimulate repair of the damaged extracellular matrix.

**Characteristics:**  
The inflammatory reaction begins before stretch marks are visible and continues as they appear on the skin from a pink color fading to white.

REGESTRIL™ prevents and reduces stretch marks by slowing down the degradation and by promoting regeneration of the extracellular matrix.

**INCI name:**  
(Check CTFA on-line dictionary for latest INCI name)  
Butylene Glycol – Water – Cetyl Hydroxyethylcellulose – Rutin – Palmitoyl Oligopeptide – Palmitoyl-Tetrapeptide-7\* – *Phaseolus Lunatus* (Green Bean) Extract  
\* former INCI name: Palmitoyl Tetrapeptide-3

**Applications:**  
Anti-stretch mark products.

**Formulation:**  
Water soluble.  
Incorporated at the final stage of the formulation.

**Recommended use level:**  
2 to 4%

## STRETCH MARKS

POST PARTUM  
WEIGHT GAIN  
ADOLESCENCE  
COSMETIC  
SURGERY  
BODYBUILDING  
POST PARTUM  
WEIGHT GAIN  
ADOLESCENCE  
COSMETIC



REGESTRIL™ prevents and rubs away stretch marks

Reduces the depth of stretch marks by:

# -72%

BEFORE

AFTER



member of Crada International Plc

Copyright © 2006 Sederma. All rights reserved

www.sederma.fr

E-mail: sederma@sederma.fr

**In vitro tests**

● **Inhibition of proteolytic enzymes**

During the inflammatory phase contributing to the formation of stretch marks, proteolytic enzymes are released such as trypsin, chymotrypsin (mast cell degranulation) and leukocyte elastase (macrophages).

Trypsin, chymotrypsin or elastase are incubated with REGESTRIL™ at different concentrations. The inhibition kinetics are monitored for a few minutes.

● **Synthesis of matrix macromolecules**

Human fibroblasts are incubated with REGESTRIL™ at 2%. After incubation, the collagen I and the fibronectin produced are quantified by immunodosage and visualized by immunofluorescence.

Synthesis of collagen I ————— ● +102%  
 Synthesis of fibronectin ————— ● + 91%

**REGESTRIL™ fights against the degradation of the extracellular matrix contributing to the formation of stretch marks by:**

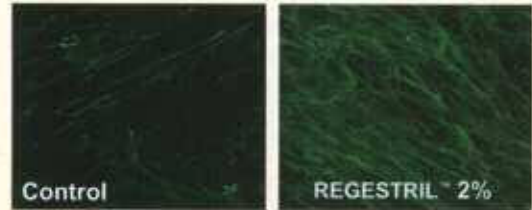
- antagonizing the destructive effect of proteolytic enzymes.
- stimulating the neosynthesis of the matrix macromolecules.

**In vitro**

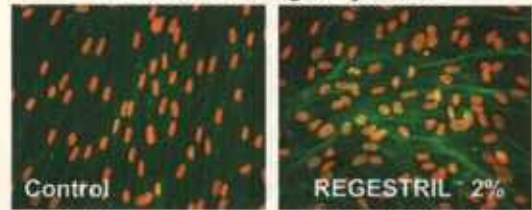
Enzymatic activities	REGESTRIL™			
	1%	2%	3%	4%
Trypsin	-4%	-14%	-32%	<b>-58%</b>
Chymotrypsin	-3%	-7%	-11%	<b>-15%</b>
Elastase	-41%	-66%	-80%	<b>-90%</b>

**REGESTRIL™ inhibits, in a dose-dependent and significant manner, the proteolytic enzymes released during the formation of the stretch mark.**

**Stimulation of fibronectin synthesis**



**Stimulation of collagen synthesis**



**In vivo test: Anti-stretch mark efficacy**

13 women with stretch marks on the abdominal area (post pregnancy) / Twice daily application of a cream containing 2% REGESTRIL™ / 56 days / The anti-stretch mark efficacy was assessed by echography and dermatological evaluation.

<b>Color</b>	<b>-21.7%</b>	p<0.05
<b>Relief</b>	<b>-21.9%</b>	p<0.05
<b>Width</b>	<b>-26.7%</b>	p<0.01
<b>Skin thickness</b>	<b>+10.8%</b>	p<0.05
<b>Stretch mark depression</b>	<b>-72.5%</b>	p=0.07

**REGESTRIL™ shows a visible and significant anti-stretch mark efficacy. After 2 months use, stretch marks fade and skin becomes smoother.**

Non-warranty: The information in this publication is given in good faith by Sederma by way of general guidance and for reference purposes only. The information should not be construed as granting a license to practice any methods or compositions of matter covered by patents. Sederma assumes no liability in relation to the information and gives no warranty regarding the suitability of the product and/or ingredients described for a particular use. The use made of the product and/or ingredients described by the recipient and any claims or representations made by the recipient in respect of such product and/or ingredients are the responsibility of the recipient. The recipient is solely responsible for ensuring that products marketed to consumers comply with all relevant laws and regulations.

**In vivo**

